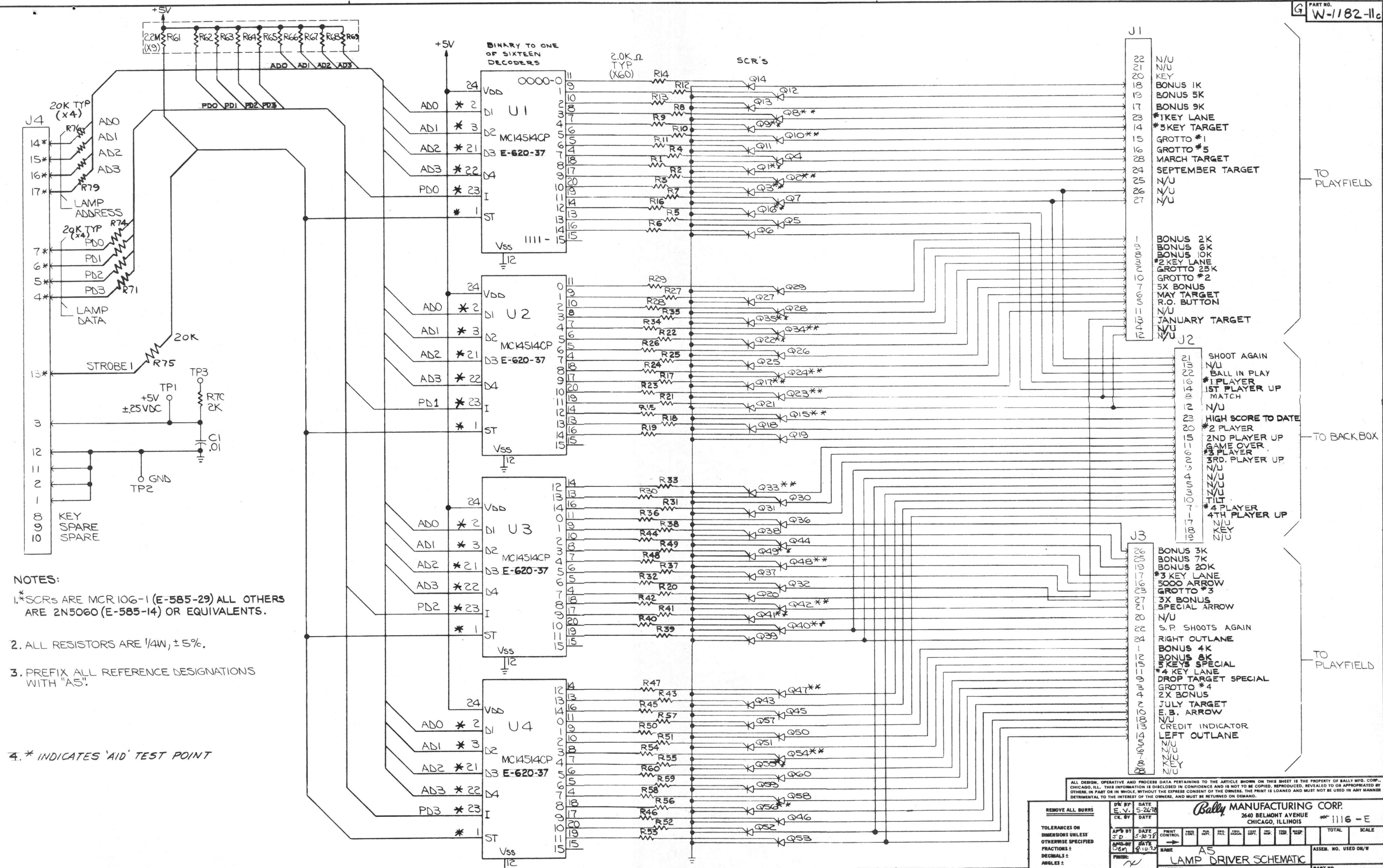


- NOTES**
1. * INDICATES "AID" TEST POINT.
 2. REMOVE A3J4 BEFORE USING AS AID TEST POINT
 3. PREFIX ALL REFERENCE DESIGNATIONS WITH "A4"
 4. EXACT CHIP COMPLEMENT USED IN SOCKETS U1 THRU U6 CAN VARY FOR DIFFERENT GAMES AND PRODUCTION LOTS. TABLES OF MEMORY CHIPS AND CORRESPONDING JUMPERS FOR DIFFERENT GAMES AVAILABLE FROM BALLY FIELD SERVICE DEPARTMENT.

REMOVE ALL BURRS TOLERANCES ON DIMENSIONS UNLESS OTHERWISE SPECIFIED FRACTIONS: 1/64 DECIMALS: .005 ANGLES: °		DR. BY: DATE: 5-11-78 CK. BY: DATE: 5-15-78 APP. BY: DATE: 5-15-78 FINISH:		Bally MANUFACTURING CORP. 2640 BELMONT AVENUE CHICAGO, ILLINOIS 60618 1119-E	
M.P.U. CONTROL BOARD SCHEMATIC		ASSEM. NO. USED ON: W		PART NO. W-1181-3c	
LET.	CHANGE	DATE	BY	CK.	



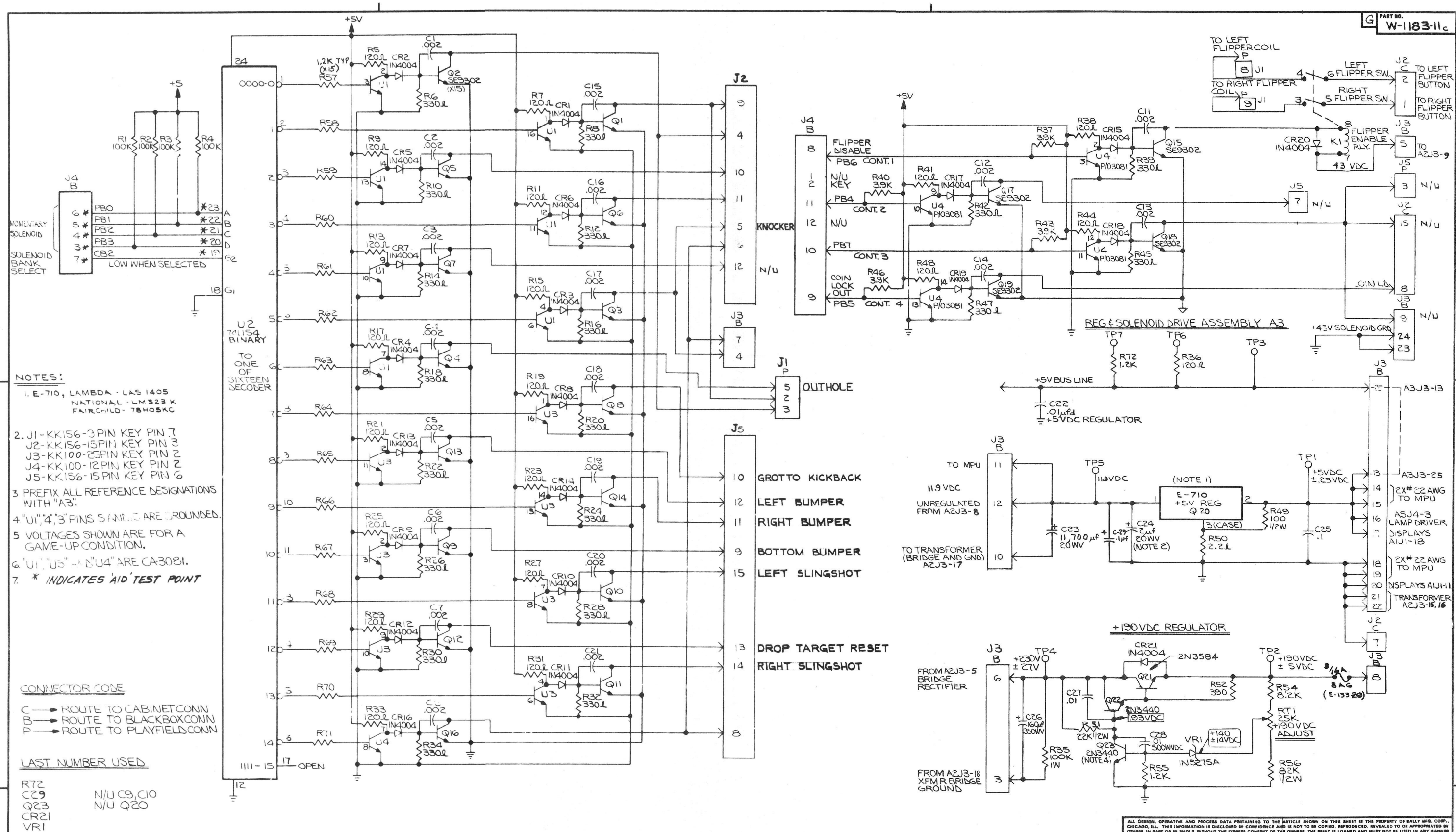
NOTES:

1. * SCRs MCR 106-1 (E-585-29) ALL OTHERS ARE 2N5060 (E-585-14) OR EQUIVALENTS.
2. ALL RESISTORS ARE $1/4W$; $\pm 5\%$.
3. PREFIX ALL REFERENCE DESIGNATIONS WITH "A5".
4. * INDICATES 'AID' TEST POINT

[illegible]

ALL DESIGN, OPERATIVE AND PROCESS DATA PERTAINING TO THE ARTICLE SHOWN ON THIS SHEET IS THE PROPERTY OF BALLY MFG. CO., CHICAGO, ILL. THIS INFORMATION IS DISCLOSED IN CONFIDENCE AND IS NOT TO BE COPIED, REPRODUCED, REVEALED TO OR APPROPRIATED BY OTHERS, IN PART OR IN WHOLE, WITHOUT THE EXPRESS CONSENT OF THE OWNERS. THE PRINT IS LOANED AND MUST NOT BE USED IN ANY MANNER DETRIMENTAL TO THE INTEREST OF THE OWNERS, AND MUST BE RETURNED ON DEMAND.

REMOVE ALL BURRS		D/W BY E. V.		DATE 5-24-76	Bally MANUFACTURING CORP.									
		CR. BY		DATE	2640 BELMONT AVENUE CHICAGO, ILLINOIS									
TOLERANCES ON DIMENSIONS UNLESS OTHERWISE SPECIFIED		APPROVED JD		DATE 5-30-76	PRINT CONTROL	PROD. CONT.	INS. DEPT.	REL. FILE	ADJ. ASSEM.	DEPT. OFF.	INS. MFG.	ISS. MFG.	TOTAL	SCALE
FRACTIONS ±		ASSEMBLED 10-6-76		DATE 10-6-76	NAME AS		LAMP DRIVER SCHEMATIC						ASSEM. NO. USED OR/W	
DECIMALS ±		FINISH:			MATERIAL		PLAYBOY						PART NO. W-1182-110	
ANGLES ±		HARDENING:												
DO NOT SCALE DRAWING														



NOTES:

1. E-710, LAMBDA - LAS 1405
NATIONAL - LM 323 K
FAIRCHILD - 78H03KC
2. J1-KK156-3PIN KEY PIN 7
J2-KK156-15PIN KEY PIN 3
J3-KK100-25PIN KEY PIN 2
J4-KK100-12PIN KEY PIN 2
J5-KK156-15PIN KEY PIN 6
3. PREFIX ALL REFERENCE DESIGNATIONS
WITH "A3".
4. "U1," "4," "3" PINS 5 AND 6 ARE GROUNDED.
5. VOLTAGES SHOWN ARE FOR A
GAME-UP CONDITION.
6. "U1," "U3" - A "U4" ARE CA3081.
7. * INDICATES AID TEST POINT

CONNECTOR CODE

C → ROUTE TO CABINET CONN
B → ROUTE TO BLACKBOX CONN
P → ROUTE TO PLAYFIELD CONN

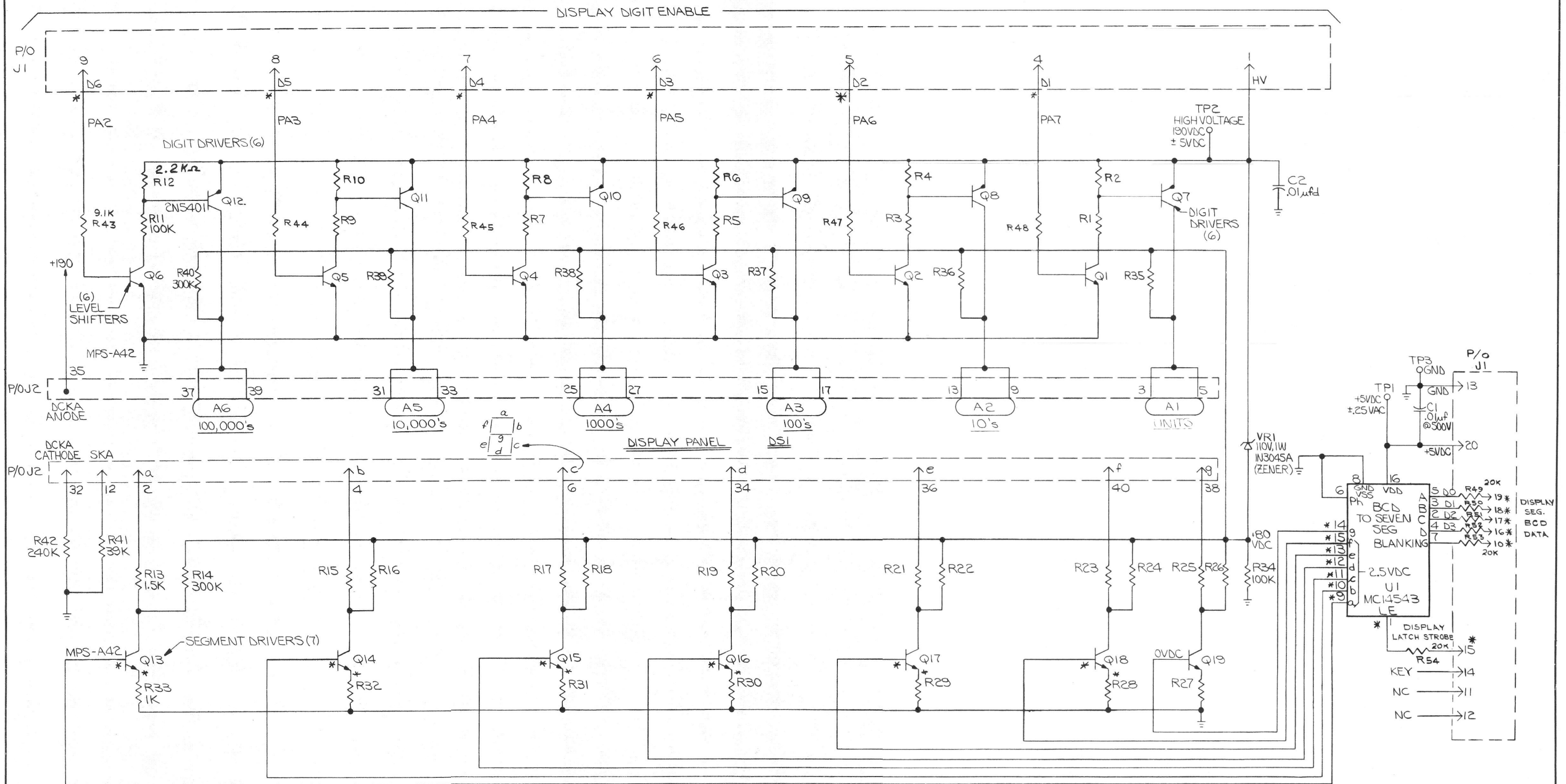
LAST NUMBER USED

R72
C29
Q23
CR21
VR1

N/U C9, C10
N/U Q20

ALL DESIGN, OPERATIVE AND PROCESS DATA PERTAINING TO THE ARTICLE SHOWN ON THIS SHEET IS THE PROPERTY OF BALLY MFG. CORP., CHICAGO, ILL. THIS INFORMATION IS DISCLOSED IN CONFIDENCE AND IS NOT TO BE COPIED, REPRODUCED, REVEALED TO OR APPROPRIATED BY OTHERS, IN PART OR IN WHOLE, WITHOUT THE EXPRESS CONSENT OF THE OWNERS. THE PRINT IS LOANED AND MUST NOT BE USED IN ANY MANNER DETRIMENTAL TO THE INTEREST OF THE OWNERS, AND MUST BE RETURNED ON DEMAND.

REMOVE ALL BURRS TOLERANCES ON DIMENSIONS UNLESS OTHERWISE SPECIFIED DIMENSIONS & ANGLES ± .0005		RD BY DATE (S.V.) 5-24-76 CR BY DATE		Bally MANUFACTURING CORP. 2640 BELMONT AVENUE CHICAGO, ILLINOIS 1116-E									
APD BY DATE J.D. 5-20-76		PRINT CONTROL CR. CR. ETC. DISC. DEF. RES. TSP. WGT.		TOTAL SCALE						PART NO. USED ON/W			
APD BY DATE (S.V.) 5-10-76		NAME		SOLENOID DRIVER VOLTAGE REGULATOR SCHEMATIC						PART NO. W 1183-11c			
DO NOT SCALE DRAWING		HARDENED		MATERIAL PLAYBOY									



NOTES:

1. UNLESS OTHERWISE SPECIFIED ALL RESISTORS ARE $\pm 5\%$, 1/4W
2. PREFIX ALL REFERENCE DESIG. WITH ASSEMBLY REFERENCE DESIG. "A"
3. * INDICATES 'AID' TEST POINT.

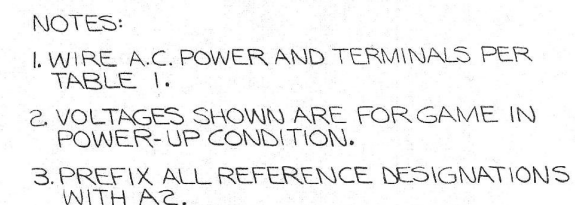
DIE SIZE — C.C. — FT. PER M — LBS. PER M —

ALL DESIGN, OPERATIVE AND PROCESS DATA PERTAINING TO THE ARTICLE SHOWN ON THIS SHEET IS THE PROPERTY OF BALLY MFG. CORP., CHICAGO, ILL. THIS INFORMATION IS DISCLOSED IN CONFIDENCE AND IS NOT TO BE COPIED, REPRODUCED, REVEALED TO OR APPROPRIATED BY OTHERS, IN PART OR IN WHOLE, WITHOUT THE EXPRESS CONSENT OF THE OWNERS. THE PRINT IS LOANED AND MUST NOT BE USED IN ANY MANNER DETRIMENTAL TO THE INTEREST OF THE OWNERS, AND MUST BE RETURNED ON DEMAND.

REMOVE ALL BURRS		DR. BY DATE DS 7/77		Bally MANUFACTURING CORP. 2640 BELMONT AVENUE CHICAGO, ILLINOIS		ALL NOVELTIES	
TOLERANCES ON DIMENSIONS UNLESS OTHERWISE SPECIFIED		CR. BY DATE DS 7/77		PRINT CONTROL		TOTAL SCALE	
FRACTIONS \pm		APP'D BY DATE DS 7/77		NAME		ASSEM. NO. USED ON/IN	
DECIMALS \pm		FINISH		NAME		AS-2518-21	
ANGLES \pm		DO NOT SCALE DRAWING		MATERIAL		PART NO.	
						W-1184-1c	

OPER.	DEPT.	DESCRIPTION	TOOL No.
-------	-------	-------------	----------

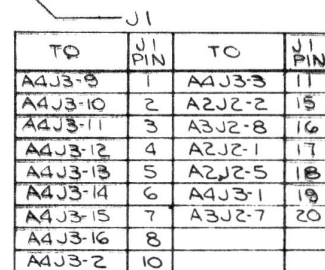
NO.	LET.	CHANGE	DATE	BY	CK.
-----	------	--------	------	----	-----

DIE SIZE — C.C. — FT. PER M — LBS. PER M —

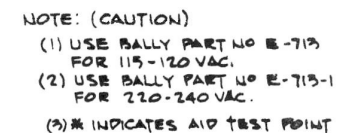
ALL DESIGN, OPERATIVE AND PROCESS DATA PERTAINING TO THE ARTICLE SHOWN ON THIS SHEET IS THE PROPERTY OF BALLY MFG. CO. CHICAGO, ILL. THIS INFORMATION IS DISCLOSED IN CONFIDENCE AND IS NOT TO BE COPIED, REPRODUCED, REVEALED TO OR APPROPRIATED BY ANY OTHERS, IN PART OR IN WHOLE, WITHOUT THE EXPRESS CONSENT OF THE OWNERS. THE PRINT IS LOANED AND MUST NOT BE USED IN ANY MANNER DETRIMENTAL TO THE INTEREST OF THE OWNERS, AND MUST BE RETURNED ON DEMAND.

3	E	VRI READ R3	11-278	NR	3
2	D	J1-2 READ "GND"			
2	C	J3-12 READ "Z.C INPUT"			
1	B	ADDED JUMPER J1-5 TO J3-1			
1	A	F2 WAS 5.0A			
NO.	LET.	CHANGE	DATE	BY	C

REMOVE ALL BURS		DAY <u>10</u> DATE <u>4-26</u> CR. BY <u>CSN</u> DATE <u>2-11-77</u> AP'D BY _____ DATE _____		Bally MANUFACTURING CORP. 2640 BELMONT AVENUE CHICAGO, ILLINOIS <u>1074 -E</u>									
TOLERANCES ON DIMENSIONS UNLESS OTHERWISE SPECIFIED		DAY <u>10</u> DATE <u>2-11-77</u> CR. BY <u>CSN</u> DATE <u>2-11-77</u> AP'D BY _____ DATE _____		FEB 21 1977 DRAWING NO. _____ PART NO. _____ TITLE _____ MATERIAL _____ FINISH _____ HARDENING _____ DO NOT SCALE DRAWING									
FRACTIONS: 1/16		DAY <u>10</u> DATE <u>2-11-77</u> CR. BY <u>CSN</u> DATE <u>2-11-77</u> AP'D BY _____ DATE _____		POWER TRANSFORMER MODULE SCHEMATIC									
DECIMALS: 1/10		DAY <u>10</u> DATE <u>2-11-77</u> CR. BY <u>CSN</u> DATE <u>2-11-77</u> AP'D BY _____ DATE _____		AISEM. NO. USED ON/IN _____ PART NO. <u>W-1185-10</u>									
ANGLES: 1/2		DAY <u>10</u> DATE <u>2-11-77</u> CR. BY <u>CSN</u> DATE <u>2-11-77</u> AP'D BY _____ DATE _____		MATERIAL _____ FINISH _____ HARDENING _____ DO NOT SCALE DRAWING									



DCOR PLUG



NOTE:- DIODES ARE IN4004, (E-587-6)

DIE SIZE — C.C. — FT. PER M — LBS. PER M —

ALL DESIGN, OPERATIVE AND PROCESS DATA PERTAINING TO THE ARTICLE SHOWN ON THIS SHEET IS THE PROPERTY OF SALLY MFG. CORP. CHICAGO, ILL. THIS INFORMATION IS DISCLOSED IN CONFIDENCE AND IS NOT TO BE COPIED, REPRODUCED, REVEALED TO OR APPROPRIATED BY OTHERS, IN PART OR IN WHOLE, WITHOUT THE EXPRESS CONSENT OF THE OWNERS. THE PRINT IS LOANED AND MUST NOT BE USED IN ANY MANNER DETRIMENTAL TO THE INTERESTS OF THE OWNERS, AND MUST BE RETURNED ON DEMAND.


REMOVE ALL DIMS TOLERANCES ON DIMENSIONS UNLESS OTHERWISE SPECIFIED FRACTIONS: 2 DECIMALS: 2 ANGLES: 2 DO NOT SCALE DRAWING	REV. BY CH BY T.D.	DATE 8/19/78 2-3-78	Bally MANUFACTURING CORP. 2640 BELMONT AVENUE CHICAGO, ILLINOIS										1112-1
	APP'D BY DATE	PRINT CONTROL 200 201 202 203 204 205 206 207 208 209 210	TOTAL										SCALE 1:1
	MADE BY DATE 8/19/78	NAME WIRING DIAGRAM ELECTRONIC										ASS'N. NO. USER OR U	
	HARDWARE	MATERIAL										PART NO. W-1186-S	

TABLE A AIJ2

FROM	PIN	WIRE
A2J3-6	1	20
A5J2-14	2	12
A2J3-2	3	50
A2J3-11	4	10
A5J2-23	5	97
A5J2-15	6	32
A5J2-22	7	62
A5J2-8	8	93
A5J2-1	9	60
A5J2-2	10	20
A5J2-11	11	95
A5J2-21	12	47
A5J2-10	13	98
A5J2-7	14	91
A5J2-6	15	85
A5J2-20	16	35
A5J2-16	17	34
A2J3-1	18	40
A2J3-10	19	70
A5J2-13	20	53
A5J2-12	21	61
A5J2-4	22	72
A5J2-3	23	84
	24	

INSERT TO BACK CAB
PLUG

A1 INSERT



A4J1-21

A4J1-22

A4J1-23

A4J1-24

AIJ2
SEE
TABLE A

A2 TRANSFORMER

W-1187-7 c

SWITCHED
ILL. BUS
54VDC.TO
A2J3-11 5.9VACGEN ILL.
LAMPS
(15)TO
A2J3-2TO
A2J3-10GEN ILL. (14)
LAMPSTO
A2J3-1TO
A2J3-6

TO

J1

1

2

3

4

5

6

7

8

9

10

11

12

13

14

15

SOLID STATE SOUND
SYSTEM MODULE A8

J2

1

2

3

4

5

6

7

8

9

10

11

12

13

14

15

16

17

18

19

20

21

22

23

24

25

26

27

28

29

30

31

32

33

34

35

36

37

38

39

40

41

42

43

44

45

46

47

48

49

50

51

52

53

54

55

56

57

58

59

60

61

62

63

64

65

66

67

68

69

70

71

72

73

74

75

76

77

78

79

80

81

82

83

84

85

86

87

88

89

90

91

92

93

94

95

96

97

98

99

100

101

102

103

104

105

106

107

108

109

110

111

112

113

114

115

116

117

118

119

120

121

122

123

124

125

126

127

128

129

130

131

132

133

134

135

136

137

138

139

140

141

142

143

144

145

146

147

148

149

150

151

152

153

154

155

156

157

158

159

160

161

162

163

164

165

166

167

168

169

170

171

172

173

174

175

176

177

178

179

180

181

182

183

184

185

186

187

188

189

190

191

192

193

194

195

196

197

198

199

200

201

202

203

204

205

206

207

208

209

210

211

212

213

214

215

216

217

218

219

220

221

222

223

224

225

226

227

228

229

230

231

232

233

234

235

236

237

238

239

240

241

242

243

244

245

246

247

248

249

250

251

252

253

254

255

256

257

258

259

260

261

262

263

264

265

266

267

268

269

270

271

272

273

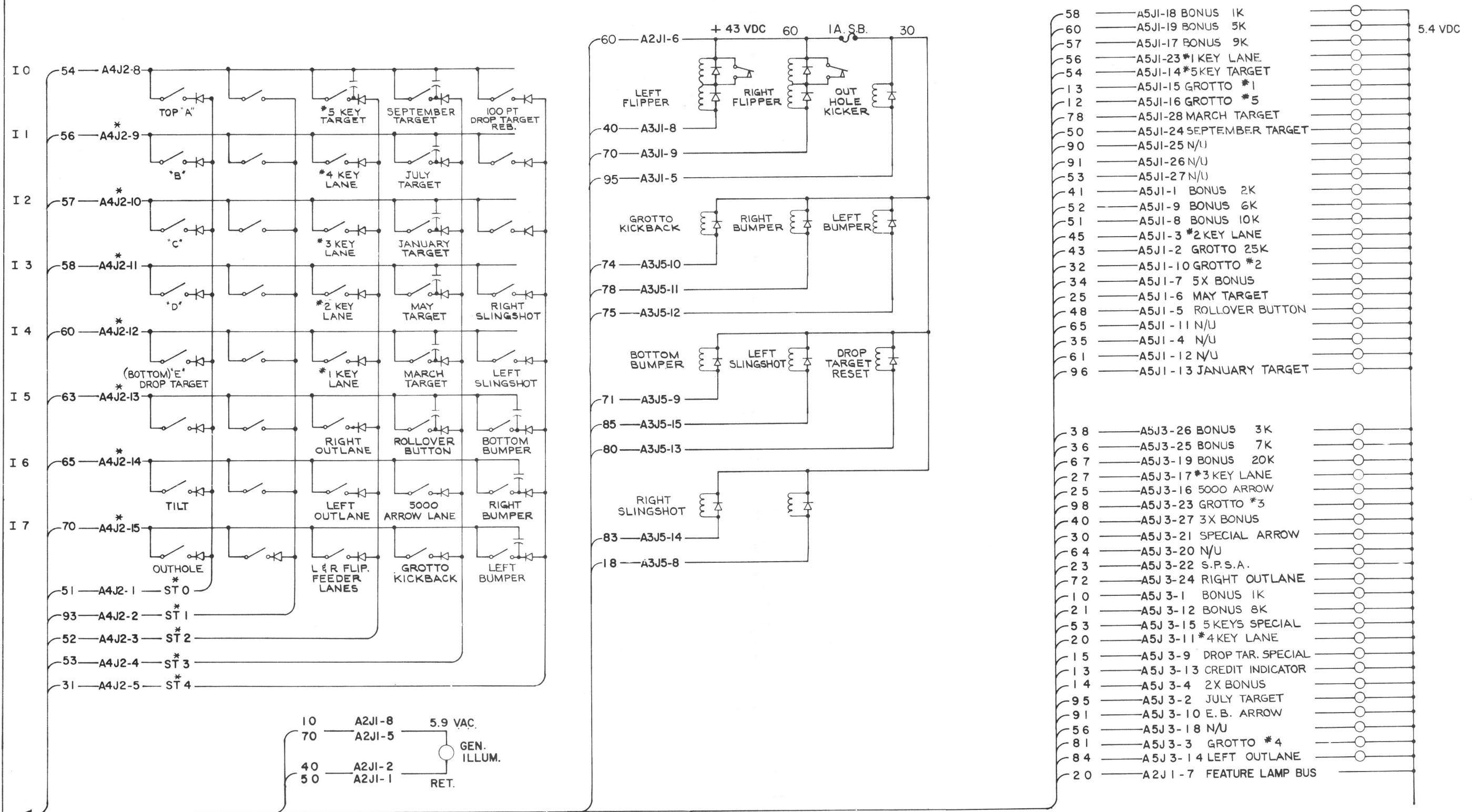
274

275

276

277

278</



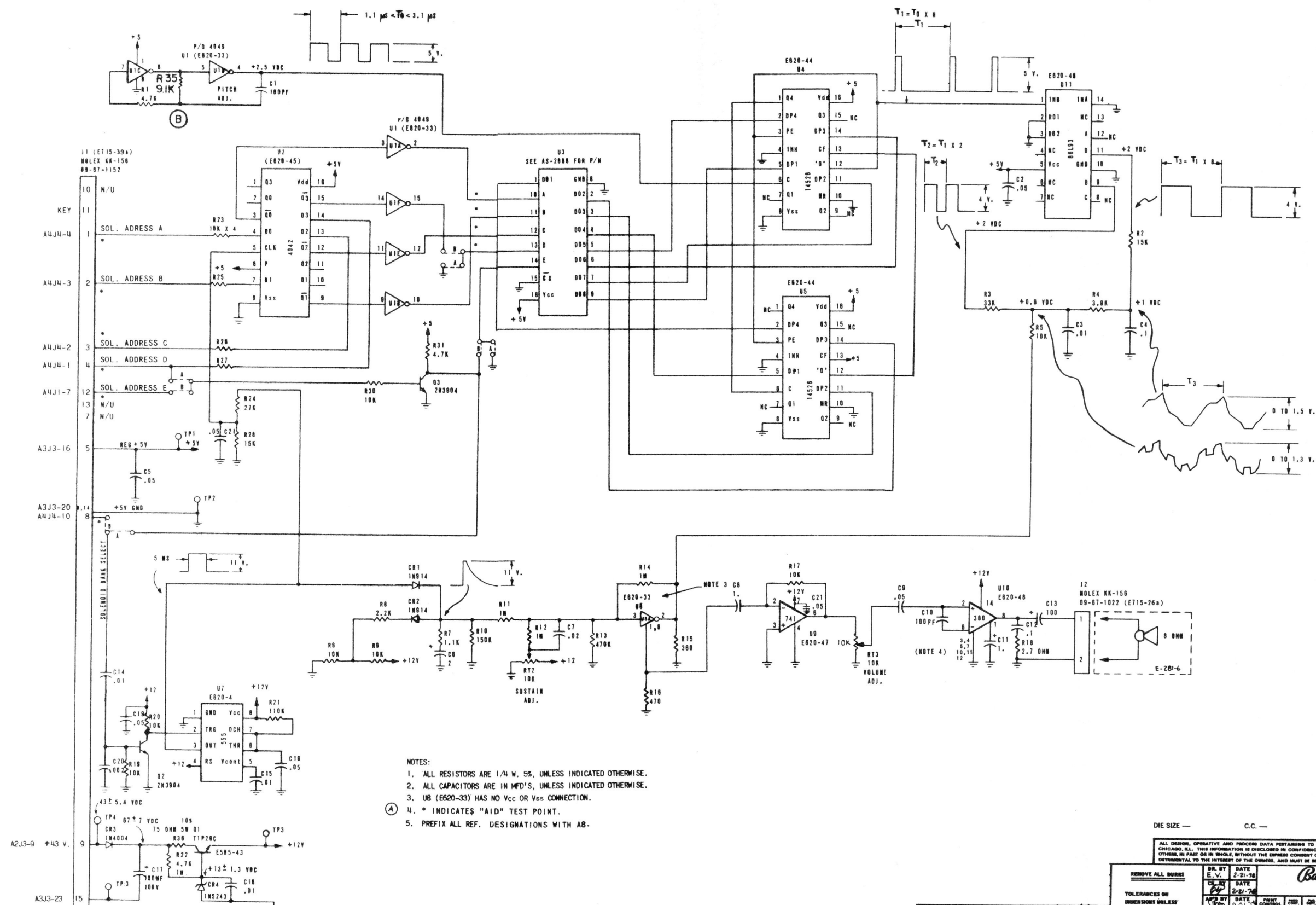
PLAYFIELD A6

NOTES

1. INDICATES NOT USED
2. N/U = NOT USED ON PLAYFIELD
3. * INDICATES AID TEST POINT
4. ALL DIODES ARE IN4004 (E-587-6)
ALL CAPACITORS ARE .05 MFD. (E-586-80)

ALL DESIGN, OPERATIVE AND PROCESS DATA PERTAINING TO THE ARTICLE SHOWN ON THIS SHEET IS THE PROPERTY OF BALLY MFG. CORP. CHICAGO, ILL. THIS INFORMATION IS DISCLOSED IN CONFIDENCE AND IS NOT TO BE COPIED, REPRODUCED, REVEALED TO OR APPROPRIATED BY OTHERS IN PART OR IN WHOLE WITHOUT THE EXPRESS CONSENT OF THE OWNERS. THE PRINT IS LOANED AND MUST NOT BE USED IN ANY MANNER DETRIMENTAL TO THE INTEREST OF THE OWNERS, AND MUST BE RETURNED ON DEMAND.

REMOVE ALL BURRS		DATE 5-27-78		Bally MANUFACTURING CORP. 2640 BELMONT AVENUE CHICAGO, ILLINOIS 60618		1116-E	
AP'D BY	DATE	PRINT	CONTROL	NAME	ASSEMBLY	TOTAL	SCALE
AP'D BY	DATE	NAME	FINISH	SWITCH MATRIX		ASSEMBLY NO. USED ON W	
TOLERANCES ON DIMENSIONS UNLESS OTHERWISE SPECIFIED: FRACTIONS - 1/64 DECIMALS - .005 ANGLES - °				MATERIAL		PART NO.	
DO NOT SCALE DRAWING				HARDENING		PLAYBOY	
LET	CHANGE	DATE	BY	CK	W-1192-7 c		



- NOTES:
1. ALL RESISTORS ARE 1/4 W. 5%, UNLESS INDICATED OTHERWISE.
 2. ALL CAPACITORS ARE IN MFD'S, UNLESS INDICATED OTHERWISE.
 3. UB (E620-33) HAS NO Vcc OR Vss CONNECTION.
 4. * INDICATES "AID" TEST POINT.
 5. PREFIX ALL REF. DESIGNATIONS WITH AB.

DIE SIZE — C.C. — FT. PER M — LBS. PER M —

ALL DESIGN, OPERATIVE AND PROCESS DATA PERTAINING TO THE ARTICLE SHOWN ON THIS SHEET IS THE PROPERTY OF SALLY MFG. CORP., CHICAGO, ILL. THIS INFORMATION IS DISCLOSED IN CONFIDENCE AND IS NOT TO BE COPIED, REPRODUCED, REVEALED TO OR APPROPRIATED BY OTHERS, IN PART OR IN WHOLE, WITHOUT THE EXPRESS CONSENT OF THE OWNERS. THE PRINT IS LOANED AND MUST NOT BE USED IN ANY MANNER OTHER THAN AS SET FORTH HEREON.

REMOVE ALL SURS	DR. BY	DATE	<i>Bally</i> MANUFACTURING CORP. 1116-E 2640 BELMONT AVENUE 1116 E
	E. V.	2-21-78	
	CR. BY	DATE	

[illegible]

DECIMALS ±	NAME	ASSEMB. NO. USED ON/W
ANGLES ±	PART NO. SOLID STATE SOUND MODULE A8	AS-2518-32
	MATERIAL	PART NO.

DO NOT WRITE IN THESE SPACES	REFERENCE	W-1193c
------------------------------	-----------	---------